

July 04, 2014

Bombay Stock Exchange Limited

Phiroze Jeejeebhoy Towers,
Dalal Street,
Fort,
Mumbai 400 023

Kind Attn: Mr. Troydon Bird – Deputy Manager

Sub: Clause 35 of the Listing Agreement

Dear Sir,


Pursuant to Clause 35 of the Listing Agreement entered into between the Exchange and our Company, we enclose herewith the shareholding pattern of the Company as on June 30, 2014.

Kindly take the same on your record.

Thanking you,

Yours faithfully,

For **Hexaware Technologies Limited**



Gunjan Methi

Company Secretary



Encl: as above.

CIN No. L72900MH1992PLC069662

Introductory sub-table (I)(a)

Name of the Company: **HEXAWARE TECHNOLOGIES LIMITED**Scrip Code : **532129** Name of the scrip : **HEXAWARE** class of security : **EQUITY**Quarter ended: **30.06.2014**

Partly paid-up shares:-	No. of partly paid-up shares	As a % of total no. of partly paid-up shares	As a % of total no. of shares of the company
-------------------------	------------------------------	--	--

Held by promoter/promoter group

Held by public

Total - D**0**

Outstanding convertible securities:- No. of outstanding securities	As a % of total no. of outstanding convertible securities	As a % of total no. of shares of the company, assuming full conversion of the convertible securities
--	---	--

Held by promoter/promoter group

Held by public

Total - E**0**

Warrants:-	No. of warrants	As a % of total no. of warrants	As a % of total no. of shares of the company, assuming full conversion of warrants
------------	-----------------	---------------------------------	--

Held by promoter/promoter group

Held by public


Total - F**0**

Total paid-up capital of the company, assuming full conversion of warrants and convertible securities



Statement Showing Shareholding Pattern

Category code	Category of Shareholder	Number of Shareholders	Table (I)(a)		Total shareholding as a percentage of total number of shares		Shares Pledged or otherwise encumbered	
			Total number of shares	Number of shares held in dematerialized form	As a percentage of(A+B) ¹	As a percentage of (A+B+C)	Number of shares	As a percentage
(I)	(II)	(III)	(IV)	(V)	(VI)	(VII)	(VIII)	(IX)= (VIII)/(IV)*100
(A)	Shareholding of Promoter and							
1	Indian							
(a)	Individuals/ Hindu Undivided Family							
		0	0	0	0.00	0.00	0	#DIV/0!
(b)	Central Government/ State Government(s)							
		0	0	0	0.00	0.00	0	0.00
(c)	Bodies Corporate							
		0	0	0	0.00	0.00	0	#DIV/0!
(d)	Financial Institutions/ Banks							
		0	0	0	0.00	0.00	0	0.00
(e)	Any Others(Specify)							
		0	0	0	0.00	0.00	0	0.00
(e-i)	Associate Company							
		0	0	0	0.00	0.00	0	0.00
(e-ii)								
	Sub Total(A)(1)	0	0	0	0.00	0.00	0	#DIV/0!
2	Foreign							
a	Individuals (Non-Residents Individuals/ Foreign Individuals)							
		0	0	0	0.00	0.00	0	0.00
b	Bodies Corporate							
		2	191699126	191699126	68.70	63.83	0	0.00
c	Institutions							
		0	0	0	0.00	0.00	0	0.00
d	Qualified Foreign Investor							
		0	0	0	0.00	0.00	0	0.00
e	Any Others(Specify)							
		0	0	0	0.00	0.00		
e-i								
	Sub Total(A)(2)	2	191699126	191699126	68.70	63.83	0	0.00
	Total Shareholding of Promoter and	2	191699126	191699126	68.70	63.83	0	0.00
(B)	Public shareholding							
1	Institutions							
(a)	Mutual Funds/ UTI							
		28	6241910	6235385	2.24	2.08		
(b)	Financial Institutions / Banks							
		31	51263	46833	0.02	0.02		
(c)	Central Government/ State Government(s)							
		0	0	0	0.00	0.00		
(d)	Venture Capital Funds							
		0	0	0	0.00	0.00		
(e)	Insurance Companies							
		1	261320	261320	0.09	0.09		
(f)	Foreign Institutional Investors							
		123	47086149	47084449	16.87	15.68		
(g)	Foreign Venture Capital Investors							
		0	0	0	0.00	0.00		
(h)	Qualified Foreign Investor							
		0	0	0	0.00	0.00		
(i)	Any Other (specify)							
(i-i)	Trust							
		3	14500	14500	0.01	0.00		
	Sub-Total (B)(1)	186	53655142	53642487	19.23	17.87		
B 2	Non-institutions							
(a)	Bodies Corporate							
		1443	5946203	5922011	2.13	1.98		
(b)	Individuals							
I	Individuals -i. Individual shareholders holding nominal share capital up to Rs 1 lakh							
		80787	22740751	18949732	8.15	7.57		
II	ii. Individual shareholders holding nominal share capital in excess of Rs. 1 lakh.							
		24	3065944	3065944	1.10	1.02		
(c)	Qualified Foreign Investor							
		0	0	0	0.00	0.00		
(d)	Any Other (specify)							
d-i	Foreign Nationals							
		2	7500	7500	0.00	0.00		
d-ii	Non-Resident individuals(Rep.)							
		836	1058902	1058742	0.38	0.35		
d-iii	Non-Resident individuals(Non-Rep)							
		1967	860034	418639	0.31	0.29		
d-iv	Overseas Corporate Bodies							
		1	10	10	0.00	0.00		
	Sub-Total (B)(2)	85060	33679344	29422578	12.07	11.21		
(B)	Total Public Shareholding (B)= (B)(1)+(B)(2)	85246	87334486	83065065	31.30	29.08		
	TOTAL (A)+(B)	85248	279033612	274764191	100.00	92.91		
(C)	Shares held by Custodians and against which Depository Receipts have been issued							
		2	21290960	21290960		7.09		
1	Promoter and Promoter Group							
		1	21111400	21111400		7.03		
2	Public							
		1	179560	179560		0.06		
	Sub-Total (C)	2	21290960	21290960		7.089316688	0	
	GRAND TOTAL (A)+(B)+(C)	85250	300324572	296055151		100.00	0	0.00




Sr.No	Notes
1	
2	
3	
4	
5	
6	
7	
8	
9	



(I)(b) Statement showing holding of securities (including shares, warrants, convertible securities) of persons belonging to the category “Promoter and Promoter Group”


Sr. No.	Name of the shareholder	Details of Shares held		Encumbered shares (*)			Details of warrants		Details of convertible securities		Total shares (including underlying shares assuming full conversion of warrants and convertible securities) as a % of diluted share capital.
		Number of shares held	As a % of grand total (A)+(B)+(C)	No.	As a percentage	As a % of grand total (A)+(B)+(C) of sub-clause (I)(a)	Number of warrants held	As a % total number of warrants of the same class	Number of convertible securities held	As a % total number of convertible securities of the same class	
(i)	(ii)	(iii)	(iv)	(v)	(vi)=(v)/(iii)*100	(vii)	(viii)	(ix)	(x)	(xi)	(xii)
1	HT GLOBAL IT SOLUTIONS HOLDINGS LTD	164410799	54.74	N. A.	N. A.	N. A.	N. A.	N. A.	N. A.	N. A.	54.74
2	PAREL INVESTMENT HOLDINS LTD	27288327	9.09	N. A.	N. A.	N. A.	N. A.	N. A.	N. A.	N. A.	9.09
TOTAL		191699126	63.83								63.83

(*) The term “encumbrance” has the same meaning as assigned to it in regulation 28(3) of the SAST Regulations, 2011




(I)(c)(i) Statement showing holding of securities (including shares, warrants, convertible securities) of persons belonging to the category “Public” and holding more than 1% of the total number of shares

Sr. No.	Name of the shareholder	Number of shares held	Shares as a percentage of total number of shares {i.e., Grand Total (A)+(B)+(C) indicated in Statement at para (I)(a) above}	Details of warrants		Details of convertible securities		Total shares (including underlying shares assuming full conversion of warrants and convertible securities) as a % of diluted share capital
				Number of warrants held	As a % total number of warrants of the same class	Number of convertible securities held	% w.r.t total number of convertible securities of the same class	
1	GOVERNMENT PENSION FUND GLOBAL	4662289	1.55	N. A.	N. A.	N. A.	N. A.	1.55
2	LSV EMERGING MARKETS EQUITY FUND LP	4357600	1.45	N. A.	N. A.	N. A.	N. A.	1.45
TOTAL		9019889	3.00					3.00




(I)(c)(ii) Statement showing holding of securities (including shares, warrants, convertible securities) of persons (together with PAC) belonging to the category “Public” and holding more than 5% of the total number of shares of the company

Sr. No.	Name(s) of the shareholder(s) and the Persons Acting in Concert (PAC) with them	Number of shares	Shares as a percentage of total number of shares {i.e., Grand Total (A)+(B)+(C) indicated in Statement at para (I)(a) above}	Details of warrants		Details of convertible securities		Total shares (including underlying shares assuming full conversion of warrants and convertible securities) as a % of diluted share capital
				Number of warrants	As a % total number of warrants of the same class	Number of convertible securities held	% w.r.t total number of convertible securities of the same class	




(I)(d) Statement showing details of locked-in shares

Sr. No.	Name of the shareholder	Number of locked-in shares	Locked-in shares as a percentage of total number of shares {i.e., Grand Total (A)+(B)+(C) indicated in Statement at para (I)(a) above}	Promoter / Promoter Group / Public
	N.A.			
TOTAL				



(II)(a) Statement showing details of Depository Receipts (DRs)

Sr. No.	Type of outstanding DR (ADRs, GDRs, SDRs, etc.)	Number of outstanding DRs	Number of shares underlying outstanding DRs	Shares underlying outstanding DRs as a percentage of total number of shares {i.e., Grand Total (A)+(B)+(C) indicated in Statement at para (I)(a) above}
1	GDR(DEUTSCHE BANK TRUST COMPANY AMERICAS	359120	179560	0.06
2	ADR(JP MORGAN CHASE BANK	21111400	21111400	7.03
	TOTAL	21470520	21290960	7.09



(II)(b) Statement showing holding of Depository Receipts (DRs), where underlying shares held by "promoter/promoter group" are in excess of 1% of the total number of shares

Sr. No.	Name of the DR Holder	Type of outstanding DR (ADRs, GDRs, SDRs, etc.)	Number of shares underlying outstanding DRs	Shares underlying outstanding DRs as a percentage of total number of shares {i.e., Grand Total (A)+(B)+(C) indicated in Statement at para (I)(a) above}
1	JP MORGAN CHASE BANK , NA	ADRs	21111400	7.03
TOTAL			21111400	

